

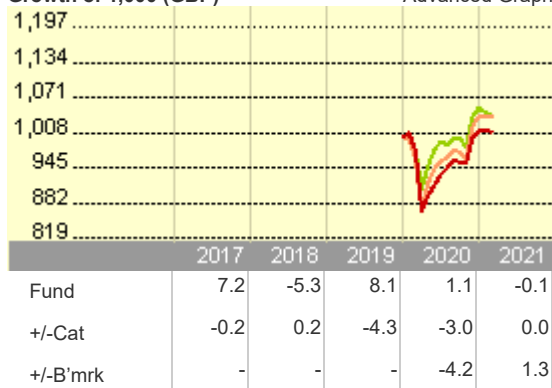
ASI Diversified Income Fund I Inc |

Performance History

28/02/2021

Growth of 1,000 (GBP)

Advanced Graph



Category: GBP Moderate Allocation

Category Benchmark: Morningstar UK Mod Tgt Allo...

Key Stats

NAV 22/03/2021	GBX 102.53
Day Change	0.02%
Morningstar Category™	<u>GBP Moderate Allocation</u>
IA (formerly IMA) Sector	Mixed Investment 20-60% Shares
ISIN	GB00B1C42886
Fund Size (Mil) 29/01/2021	GBP 179.16
Share Class Size (Mil) 29/01/2021	GBP 134.04
Max Initial Charge	-
Ongoing Charge 18/02/2021	0.78%

Sustainability Rating ⓘ

Historical Sustainability Score Percent Rank

Number of Funds in Global Category

3693

Sustainable Fund by Prospectus

No

Sustainability Score ⓘ Global Category Average (Historical)



ESG Breakdown (lower scores = lower risk)

—
Environmental

—
Social

—
Governance

Global Category: Moderate Allocation | Sustainability Rating as of 31 Jan 2021. Sustainalytics provides company-level ESG Risk analysis used in the calculation of Morningstar's Sustainability Score.

Sustainability Mandate information is derived from the fund prospectus.

Investment Objective: ASI Diversified Income Fund I Inc

To generate a positive return through income and some capital growth over the long term (5 years or more) by investing in a globally diversified portfolio of assets whilst reducing the risk of losses. Invested capital is however at risk and there is no guarantee that this will be attained over any time period.

Returns		Management	
Trailing Returns (GBP)	22/03/2021	Manager Name	Start Date
YTD	0.10	Not Disclosed	01/06/2013
3 Years Annualised	1.89	Inception Date	01/10/2012
5 Years Annualised	4.70		
10 Years Annualised	-		
12 Month Yield	4.48		

Dividend Paying Frequency Monthly

Category Benchmark

Fund Benchmark
ICE LIBOR 1 Month GBP

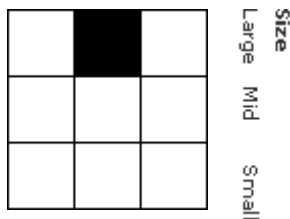
Morningstar Benchmark
Morningstar UK Mod Tgt Alloc NR GBP

Portfolio Profile for ASI Diversified Income Fund I Inc

28/02/2021

Morningstar Style Box®

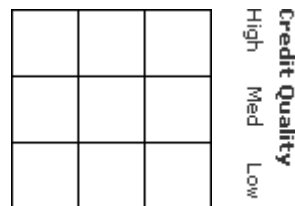
Equity Style



Value Blend Growth
Style

Morningstar Style Box®

Fixed Income Style



Low Med High
Interest Rate Sensitivity

Asset Allocation

	% Long	% Short	% Net Assets
Stock	31.18	3.04	28.14
Bond	27.49	0.00	27.49
Property	0.04	0.00	0.04
Cash	88.29	84.44	3.85
Other	40.48	0.11	40.37

Fixed Income

Effective Maturity	-
Effective Duration	-

Top 5 Regions

	%
United States	44.70
United Kingdom	21.81
Eurozone	13.69
Europe - ex Euro	5.37
Japan	3.73

Top 5 Sectors

	%
Financial Services	23.29
Technology	16.79
Industrials	14.40
Consumer Cyclical	8.02
Utilities	7.21

Top 5 Holdings

TwentyFour Income Ord	
Greencoat UK Wind	
EUDORA INVST FUNDS PRYTANIA DIVE...	
3i Infrastructure Ord	
HICL Infrastructure PLC Ord	

Sector	%
	3.55
	2.93
	2.92
	2.54
	2.17

Increase Decrease New since last portfolio

ASI Diversified Income Fund I Inc

Growth Of 1000 (GBP)

28/02/2021

Fund: ASI Diversified Income Fund I Inc

Category: GBP Moderate Allocation

Category Index: Morningstar UK Mod Tgt Alloc NR GBP



Annual Returns (GBP)

28/02/2021

	2014	2015	2016	2017	2018	2019	2020	28/02
Price Return	4.66	-1.27	13.75	7.24	-5.27	8.13	1.11	-0.11
+/- Category	-0.93	-2.84	3.17	-0.21	0.21	-4.28	-2.97	-0.02
+/- Category Index	-	-	-	-	-	-	-4.18	1.28
% Rank in Category	59	86	23	51	49	93	74	41

Trailing Returns (GBP)

22/03/2021

	Total Returns	+/- Category	+/- Category Index
1 Day	0.02	0.17	0.04
1 Week	0.05	-0.02	0.27
1 Month	-0.73	-0.55	-0.68
3 Months	0.86	-0.39	0.77
6 Months	6.54	-0.02	1.63
YTD	0.10	-0.72	-0.05
1 Year	22.05	-4.59	1.12
3 Years Annualised	1.89	-2.33	-3.95
5 Years Annualised	4.70	-0.90	-2.20
10 Years Annualised	-	-	-

Category: GBP Moderate Allocation

Category Index: Morningstar UK Mod Tgt Alloc NR GBP

Quarterly Returns (GBP)

28/02/2021

	Quarter 1	Quarter 2	Quarter 3	Quarter 4
2020	-13.21	7.56	2.37	5.80
2019	3.09	1.36	0.83	2.63
2018	-1.88	0.03	1.55	-4.95
2017	3.01	2.57	0.41	1.07
2016	1.06	4.22	6.32	1.57

Morningstar Rating™ (Relative to Category)

28/02/2021

Morningstar Return

Morningstar Risk

Morningstar Rating™

3-Year	Low	Below Average	★★
5-Year	Below Average	Below Average	★★★
10-Year	-	-	Not Rated
Overall	Below Average	Below Average	★★★

Category : GBP Moderate Allocation

[Click here to see our Methodology](#)

Volatility Measurements

28/02/2021

3-Yr Std Dev	8.68 %	3-Yr Sharpe Ratio	0.15
3-Yr Mean Return	1.85 %		

Modern Portfolio Statistics

28/02/2021

28/02/2021


	Standard Index	Best Fit Index
	Morningstar UK Mod Tgt Alloc NR GBP	Red Rocks Gbl Listed Private Eqty TR EUR
3-Yr Beta	0.96	0.35
3-Yr Alpha	-3.19	-2.97

Investment Style Details

28/02/2021

Morningstar Style Box®

Equity Style



Size
Large
Mid
Small

Size

Average Mkt Cap (Mil)

GBP 23092

Rel to Cat

-

Market Capitalisation

% of Equity

Giant	32.88
Large	31.48
Medium	20.19
Small	12.06
Micro	3.40

Value Blend Growth

Style

Valuations and Growth Rates

Equity Portfolio

Relative to Category

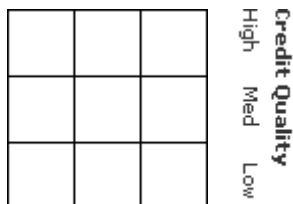
Price/Prospective Earnings	18.34	1.11
Price/Book	2.14	1.16
Price/Sales	2.01	1.36
Price/Cash Flow	12.87	1.21
Dividend-Yield Factor	2.62	1.19
Long-Term Projected Earnings Growth	11.43	0.90
Historical Earnings Growth	-4.02	1.06
Sales Growth	-3.41	0.57
Cash-Flow Growth	5.42	1.02
Book-Value Growth	3.03	3.14

Category: GBP Moderate Allocation

Fixed Income Style

Morningstar Style Box®

Fixed Income Style



Low Med High

Interest Rate Sensitivity

Size
Total Market Value (Mil) **Rel to Cat**
GBP 176

Maturity Distribution	%
1 to 3	6.63
3 to 5	14.53
5 to 7	15.03
7 to 10	23.62
10 to 15	21.17
15 to 20	9.55
20 to 30	1.30
Over 30	4.38


Effective Maturity -
Effective Duration -

Credit Quality Breakdown	%		%
AAA	-	BB	-
AA	-	B	-
A	-	Below B	-
BBB	-	Not Rated	-

Category: GBP Moderate Allocation

Asset Allocation

28/02/2021



World Regions

28/02/2021

	% of Equity	Relative to Category
United States	44.70	1.29
Canada	3.14	2.15
Latin America	0.60	1.07
United Kingdom	21.81	0.59
Eurozone	13.69	1.73

Europe - ex Euro	5.37	1.28
Europe - Emerging	0.19	0.73
Africa	0.24	0.49
Middle East	0.00	0.00
Japan	3.73	0.65
Australasia	1.02	1.10
Asia - Developed	3.17	1.05
Asia - Emerging	2.35	0.65

Category: GBP Moderate Allocation

Sector Weightings

28/02/2021










	% of Equity	Relative to Category
 Basic Materials	2.60	0.37
 Consumer Cyclical	8.02	0.75
 Financial Services	23.29	1.35
 Real Estate	6.36	1.50
 Consumer Defensive	4.33	0.43
 Healthcare	7.15	0.63
 Utilities	7.21	2.64
 Communication Services	6.45	0.79
 Energy	3.39	0.80
 Industrials	14.40	1.29
 Technology	16.79	1.28

Category: GBP Moderate Allocation

Top 10 Holdings

28/02/2021

	Portfolio NEW
Total Number of Equity Holdings	576
Total Number of Bond Holdings	87
Assets in Top 10 Holdings	23.53

Name	Sector	Country	% of Assets
 TwentyFour Income Ord		Guernsey	3.55
 Greencoat UK Wind		United Kingdom	2.93
EUDORA INVST FUNDS PRYTANIA DIVERS AS...		Ireland	2.92
 3i Infrastructure Ord		Jersey	2.54
HICL Infrastructure PLC Ord		United Kingdom	2.17
BioPharma Credit Ord		United Kingdom	2.04

MI Asset Backed Opps I Gross GBP Inc	—	United Kingdom	2.01
Alpha UCITS SICAV FairOaks DynCrdt L2GBP	—	Luxembourg	1.97
⊕ E-mini S&P 500 Future Mar 21	—	United States	1.88
⊖ Supermarket Income REIT Ord	—	United Kingdom	1.53

⊕ Increase ⊖ Decrease ✨ New since last portfolio

Category: GBP Moderate Allocation

Management

Name of Company	Aberdeen Standard Fund Managers Limited	Domicile	United Kingdom
Phone	0131 222 1863	Legal Structure	Open Ended Investment Company
Website	http://www.aberdeenstandard.com/	UCITS	Yes
Address	7th floor, 40 Princes Street Edinburgh EH2 2BY United Kingdom	Inception Date	01/10/2012
		Fund Advisor(s)	Aberdeen Asset Managers Ltd

Fund Manager Not Disclosed

Manager Start Date 01/06/2013

Fees and Expenses

Sales Charges (Maximum)		Annual Charges	
Max Initial Charge	n/a	Max Annual Management Charge	0.60%
Max Exit Charge*	n/a	Ongoing Charge	0.78%

Purchase Details

Minimum Investments

Initial	1000000 GBP
Additional	50000 GBP
Savings	50 GBP

Tax Free Savings Schemes

ISAs Yes